



Timber Exterior Doors & Doorsets





Beautiful external doors made to your personal requirements

Heritage external doors are manufactured to the customer's exact requirements and are offered with a huge range of options.

Choose a simple door right through to a fully finished, glazed doorset with sidelights and toplights, all manufactured using the latest CNC and coatings technology to create exceptional doors

Wide range of door designs

Choose from any of our wide range of traditional designs or if you have a specific design in mind or you are replacing an existing door then let us know.

Many designs can be supplied as a stable door and solid doors such as a Mexicano can also have glazing added to them if you prefer

Most of our doors are available in either 44mm or 56mm thickness, and you can choose from a range of construction options including engineered timber, Oak, Red Grandis or Accoya.

Choose from a Door or Doorset

We can either supply you a simple replacement door or we'll build you a complete doorset. Your door will come prehung in a frame with your choice from a wide range of locking and hardware options. 44mm doorsets feature traditional style mortice locks, or you can choose to upgrade to 56mm doorset with a full multipoint locking system

Doorsets are the best way to get a quality installation as all of the critical processes can be carried out in a controlled factory environment, and can also save you money with hugely reduced installation times.

Glazing Options

Heritage fits high quality UK sourced glazing units as standard to your new doorset. Choose from a wide range of designs, including custom sized options for any sidelights and toplights you may need in your frame.

Your glazing units come with toughened glass as standard, with the option to upgrade to our Security+ glass which features two panes of 3mm float glass and a 0.76mm pvb interlayer. This glass achieves BS EN 356 Class P2A – one class higher than the P1A needed for PAS24 compliance.

Sidelight and Toplight Options

For larger brickwork openings we can supply your doorframe with any combination of sidelights and toplights. Frames can either be supplied with a cill or without a cill where Part M low threshold access is required.

Low Maintenance High Quality Finishing

We highly recommend our multistage factory spray applied finish. Factory finishing provides a level of weather protection that is almost impossible to replicate on site whilst letting the natural beauty of the timber shine through.

Choose from our wide range of stains or solid colours, or specify your own solid colour. We can even match to any of the major brands.

UK Manufacturing


All of our doors are manufactured in our Sheffield factory. We use the latest machinery including 5 axis CNC, hot veneer pressing and airless spraying to produce excellent quality products





Contents

Introduction	Page 2-3
Door Designs	Pages 4-5
Timber Options	Page 6
44mm v 56mm Doors	Page 7
Doorsets	Pages 8-9
Hardware Options	Page 10
Glazing Options	Page 10
Factory Finishing	Page 11



Door Designs

We offer a wide range of standard designs, although we can also manufacture to your own design so contact us if you don't see the design you'd like in these pages. Each door design is available in a wide range of options, meaning you can customise your door to best suit your needs.

Many of the doors are also available as stable doors, denoted by the S in the description. All of our doors can be ordered either as a door only or assembled into a complete doorset with frame and all major hardware prefitted.

We offer both 44mm and 56mm door thicknesses, in the option of either an engineered core or a solid timber traditional construction. Both are available as doorsets, with 44mm supplied with traditional 5 lever locks and 56mm doors supplied with multipoint locking systems. Both systems have options of either lever handle or "nightlatch" style locks.

Glazed doors are available with a choice of different glass styles, and we can also fit astragal bars to create a Georgian bar look in virtually any configuration.

We strongly recommend you order your door factory finished as this provides the best possible protection. We can finish your door in either translucent finishes or solid paint colours, matching to any major brand or RAL colour.

For each choice there is a section within this brochure that details the features that you can expect when you pick a certain option.

Online Design Software

There are so many options that the combinations are almost endless. In order to help navigate this you can use our online design software

The software takes you through each option and lets you build your door so that you can see what you will be getting. It will also provide an instant online quotation so you can see the effect of choosing various options. Simply scan the QR code to be taken straight into the software.



Select A Glass Design For Your Door

★ Clear

★ Obscure

Simplicity Zinc

Bullion

✓

★ Kensington

New Orleans

*Note this glass is custom sized to suit the width of your door

Select Left Side Panel Style

Full Height

✓

External View

Images are for illustration purposes only and are not to scale

£3,562.13

Includes VAT

Add To Basket

1930's



Truro (F)



1930's (F)



1930's Glazed (F/S)

Cottage



Cardinal (F)



FLR (F/S)



Mexicano (F/S)




Mexicano Square (F/S)

Cottage



Mex Diamond (F/S)



Stafford (F/S)



Stafford Square (F/S)

Full Glazed



Pattern 10 (F)



2XGG (F/S)



3/4 Mexicano (F)



2XG (F/S)

Half Glazed

Half Glazed



1/2 Glazed 2 Panel (F/S)



HG Mexicano (F/S)



HG Mex Astragal (F/S)

Panelled Doors



4 Panel (F/S)



4 Panel Glazed (F/S)



6 Panel (F/S)



6 Panel Glazed (F/S)

Contemporary Doors



Bergen (F)



Copenhagen (F)



Gothenburg (F)



Helsinki (F)



Malmo (F)



Stockholm (F)

Key:
(F) - Full door only
(F/S) Full or Stable

Timber Options

Engineered Hardwood

Engineered doors are still 100% timber, but are made in a very different way to traditionally made doors and can be a really good option. Made using a cross laminated hardwood core, with an oak veneer and lippings added to make a great looking door.

Engineered doors are more resistant to expanding and bowing than a traditional timber door due to the multiple cross laminated hardwood layers. This makes them the best choice where your door will be exposed to direct weather, such as where there is no porch. Engineered doors also have a high performance thermal core which means that they meet the requirements of Part L Building Regulations. 44mm doors have a base U value of 1.0 W/m²k and 56mm doors 0.9 W/m²k.

Grandis Hardwood

For hardwood doors Grandis is our standard recommended timber. Grandis is an excellent and cost effective choice, particularly where customers require a painted door. Grandis is plantation grown and comes with superb environmental credentials. We recommend that Grandis is fitted under a porch for best performance.

Grandis takes a stain extremely well and can be specified in a range of shades which can make it a cost effective alternative to oak or other timbers.

White Oak

Oak is a classic choice due to its great looks and durability. We only use prime grade European oak, carefully laminated together as this provides the greatest resistance to any movement in the timber. We still recommend solid oak doors are only fitted under a porch. If this is not possible you should specify an engineered door with oak veneer.

Oak has a wonderful grain pattern and is best suited to being stained to let its natural beauty shine through. We can spray finish your new door in either clear or light, medium or dark oak options.

Accoya

Accoya is an acetylated wood timber, that undergoes a process to dramatically enhance its stability. It is ideal where you want a painted solid timber door that will be installed in an exposed location. Designed not to swell or rot, and with a 50 year guarantee, Accoya is the ultimate choice for a traditional manufacture style of door.



Engineered Oak



Door Thicknesses

44mm v 56mm

Many designs are available in 44mm or 56mm thicknesses. Both engineered doors and traditional solid timber doors are available in both thicknesses, although not all door designs are available in all options. Options available are indicated on the door designs page.

Depending on which door thickness you choose, there are different features as standard. Refer to table below for information on each door thickness.

	44mm Engineered	44mm Solid Timber	56mm Engineered	56mm Solid Timber
Construction	Engineered Slab	Dowelled	Engineered Slab	Mortice and Tenon
Thermally Compliant	Yes ¹ - 1.0 W/m ² k	No	Yes ¹ - 0.9 W/m ² k	No
Weather Suitability	High Performance	Standard/High Performance ²	High Performance	Standard/High Performance ²
Traditional Locks	Standard	Standard	Not available	Not available
Multipoint Locks	Not available	Not available	Standard	Standard
Double Glazing	14mm	14mm	24mm	24mm
Panels	N/A	Flat Panels	N/A	Raised & Fielded
Doorset	Available	Available	Available	Available
1: Calculation for each door size available on order 2: Grandis/Oak Standard Performance, Accoya High Performance				

	Engineered	Grandis	Oak	Accoya
Paint	Yes	Yes	No	Yes
Stain	Yes	No	Yes	No
Porch Required	No	Yes	Yes	No
44mm	Yes	Yes	Yes	Yes
56mm	Yes	Yes	Yes	Yes
Not all designs are available in all construction options				

Grandis Hardwood - Raised and Fielded Panels standard on 56mm doors



Doorsets

The best route to a quality installation

Any Heritage door can be upgraded to a doorset. Doorsets are a fairly recent innovation and are a much better method of installing an external door, particularly for custom sized doors. As well as a much quicker installation, quality is much higher with all machining and major assembly carried out in a controlled environment by trained staff.

Doorsets can be supplied using either 44mm or 56mm doors. Each has different options which are summarised below. The main point of difference is in the locking systems. 56mm doors come as standard with Gretscht Unitas multipoint locking systems and adjustable keeps in either lever handle or high level "nightlatch" style. 44mm doorsets offer the same lever handle or nightlatch options but use more traditional locking mechanisms.

Your new door will be supplied prehung into its frame, with the locking systems already installed to the door. All of the weather seals and strips are pre-cut and fitted into place. Your frame will be supplied either completely assembled, or in the case of larger frames with top or sidelights, the sections are machined to slot together accurately on site to allow for ease of transport. All doorsets are supplied with 3 dimensional adjustable hinges that allow for any final tweaks to ensure a perfect fit.

By completing all of the work in a factory environment the result is a much faster and higher quality installation that is possible using traditional on site joinery.

Standard Feature	44mm Doors	56mm Doors
Handle Locking System	Insurance Approved 5 Lever Mortice Lock	GU Secury Multipoint Lock
High Level Locking System	ERA Nightlatch/Euro Cylinder Deadlock	GU Secury Multipoint Lock
Stable Door Locking System	ERA Nightlatch/Euro Cylinder Deadlock	GU Secury Multipoint Lock
Hinges	3D Adjustable	3D Adjustable
Adjustable Keeps	No	Standard
Sidelight and Toplights	Available	Available
Double Glazing	14mm	24mm
Stormguard Style Threshold	Aluminium twin seal	Aluminium twin seal
Part M Low Threshold	Optional	Optional
Door Frame	56mm x 85mm in matching hardwood	56mm x 100mm in matching hardwood
Leading Edge Chamfer	Standard	Standard
Drip Groove to Door	No	Standard



56mm Accoya Doorset With Sidelight



44mm Grandis Doorset



44mm Painted Grandis Doorset



5 Lever Lock - 44mm



Multipoint Lock - 56mm




Adjustable Keeps - 56mm




Adjustable Hinges - 44/56mm



Aluminium twin seal Stormguard style threshold 44/56mm



Multiple Keys and Owner Pack 44/56mm



Solid timber hardwood frames 44/56mm

Hardware Options

Your doors can be built with a range of hardware options. Handles are available in various designs and can be selected in different finishes with black and chrome being the most popular options.

The main choice for locking systems is whether you prefer a lever handle or a high level lock. Both options are available in 44 and 56mm doors. As well as the aesthetics, a high level system requires a key to enter as soon as the door closes, whereas a lever handle needs to be manually locked.

You can also opt to add in items such as letterboxes or spyholes. Your door will be machined to accept the hardware, and if you choose factory finishing, that area will be finished to protect it from the weather before your hardware is factory fitted.

Handles are always shipped unattached to prevent damage but all of the internal locking mechanisms will come pre-installed.



Standard chrome adjustable hinges



Black hardware on a glazed Mexicano

Glazing Options

All external glazed doors come with double glazing as standard. 24mm units are used on 56mm doors, with 14mm units on 44mm doors. Each unit is built with Warmedge spacer bars. We have a range of glass designs you can choose from depending on the door style that you pick. Door Designer will allow you to browse all of the options for each style.

We can also create Georgian panel style glazing by adding surface mounted astragal bars. In this configuration your double glazed unit will be fitted with internal spacer bars underneath the astragals. This creates the look of a multi pane glazed section but is much more thermally efficient and secure. We can add astragal bars in almost any configuration to create a range of styles.

You can specify a doorset with sidelights and toplights as required. These can be glazed with clear, satin or patterned glass.

We can also laser etch custom designs into clear glass. This can be your house name or number or even a design such as a border to glazing units, this can be added for you quickly and cost effectively.



Astragal bars over internal spacers

Laser etched house name



Factory Finishing

We always recommend that you have your new door factory finished. Finishes are spray applied and dried in an infra red booth to make sure you get a beautiful and hard wearing finish that simply cannot be replicated by on site finishing.

You can pick from a choice of stained finishes or opt for a solid colour. We can also colour match to any of the popular brands such as Farrow & Ball or the Little Green Company.

Weather Protection for your Door

Timber is a great choice for an external door however it is vital that your new door is properly protected against the weather to ensure correct performance and a long service life.

Correct product design with water shed angles, jointing techniques and radiused edges are critical and are built in to every Heritage door, however the single most important area is the doors finish. Whilst this creates the look of your door its critical in its performance. This is where factory finishing gives you several advantages.

- Your door will be sprayed as separate components prior to final assembly. This means that even the areas you cannot see are fully protected.
- Heritage uses a multistage professional finishing product system from industry leaders Teknos. All doors are end grain sealed, and multiple base and top coats are applied with the door carefully keyed between each coat.
- Each coat is applied to a specified thickness, building up great protection against the weather.
- Your door will be sprayed using the latest high pressure Aircoat spray system. This creates a wonderful finish that simply cannot be replicated using a traditional brush applied finish.
- Each coat is dried in an infra red booth that properly cures the paint as well as ensuring a dust free environment



Air Force Blue





Heritage Doors & Floors Ltd
Tel: 0114 247 4917
sales@theheritagecollection.co.uk
www.theheritagecollection.co.uk